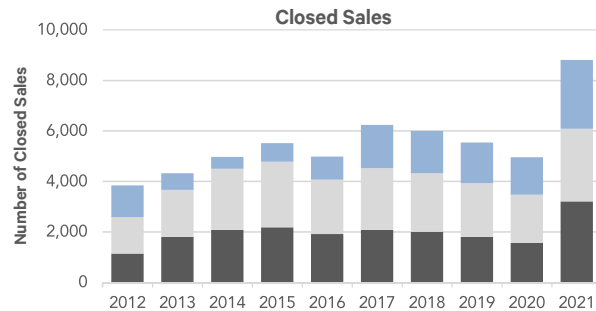


# The Corcoran Report

2021 YEAR END REVIEW | BROOKLYN | CONDOS & CO-OPS

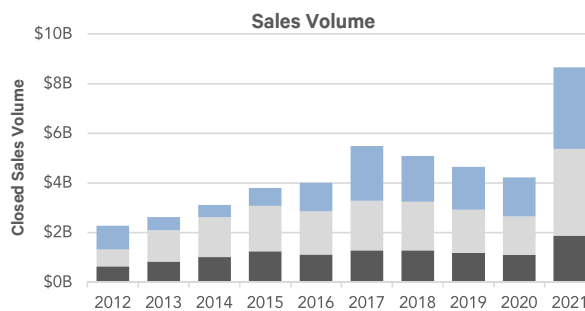
## Closed Sales 8,802

Product Type	2021	2020	Y-O-Y
Resale Co-op	2,864★	1,915	50%
Resale Condo	3,210★	1,566	105%
New Development	2,728★	1,486	84%
<b>Total</b>	<b>8,802★</b>	<b>4,967</b>	<b>77%</b>



## Sales Volume \$8.66B

Product Type	2021	2020	Y-O-Y
Resale Co-op	\$1.87B★	\$1.10B	70%
Resale Condo	\$3.50B★	\$1.54B	127%
New Development	\$3.29B★	\$1.58B	108%
<b>Total</b>	<b>\$8.66B★</b>	<b>\$4.22B</b>	<b>105%</b>



## Contracts Signed 6,158

Product Type	2021	2020	Y-O-Y
All Co-op	2,083★	1,378	51%
All Condo	4,075★	2,084	96%
<b>Total</b>	<b>6,158★</b>	<b>3,462</b>	<b>78%</b>

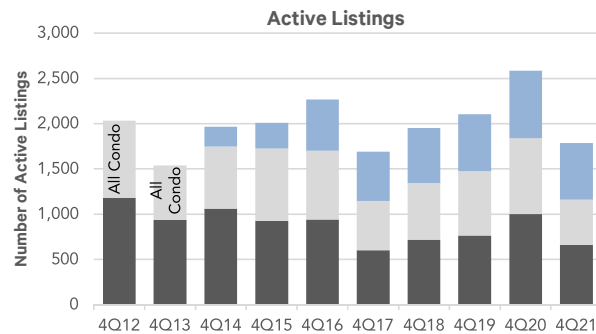
All types set records in 2021



## Fourth Quarter Listed Inventory 1,785

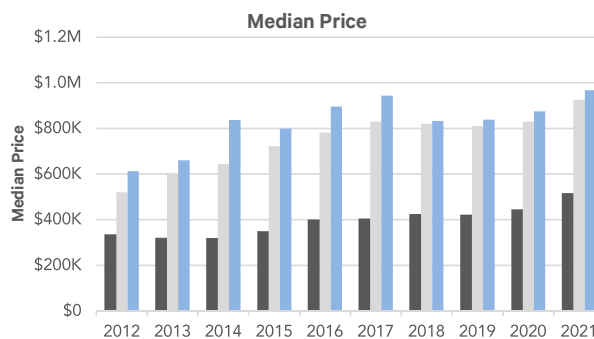
Product Type	2021	2020	Y-O-Y
Resale Co-op	662	1,000	-34%
Resale Condo	497	841	-41%
New Development	626	743	-16%
<b>Total</b>	<b>1,785</b>	<b>2,584</b>	<b>-31%</b>

Note in chart below, light grey bar is all condo for 2012 and 2013



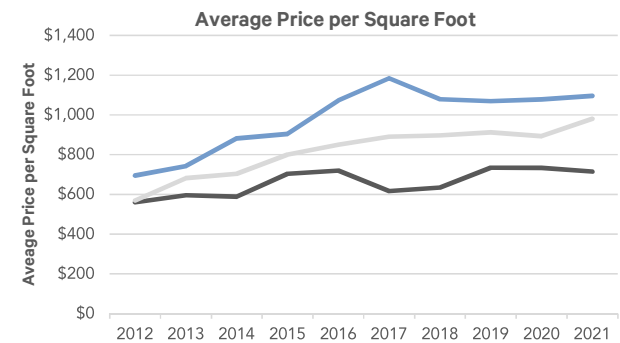
## Median Price \$810K

Product Type	2021	2020	Y-O-Y
Resale Co-op	\$515K★	\$445K	16%
Resale Condo	\$925K★	\$830K	11%
New Development	\$967K★	\$875K	11%
<b>Total</b>	<b>\$810K★</b>	<b>\$702K</b>	<b>15%</b>



## Average Price per Square Foot \$935

Product Type	2021	2020	Y-O-Y
Resale Co-op	\$715	\$734	-3%
Resale Condo	\$981★	\$894	10%
New Development	\$1,096	\$1,078	2%
<b>Total</b>	<b>\$935</b>	<b>\$945</b>	<b>-1%</b>



★ Record High

All material herein is intended for information purposes only and has been compiled from sources deemed reliable. Though information is believed to be correct, it is presented subject to errors, omissions, changes or withdrawal without notice. This is not intended to solicit property already listed. Equal Housing Opportunity. The Corcoran Group is a licensed real estate broker. Owned and operated by NRT LLC.